

In your ICT lessons your teacher will show you how to access our VLE (Virtual Learning Environment) FROG. To log on from home please use the following website: **http://frog.st-marys.hull.sch.uk/**

Your welcome screen

Click on my set work and the following screen will appear

Due Date	Issue Date	Subject	Assigned By	Lesson Title	Status	Amount Complete
Fri August 26th 2011	Fri July 8th 2011	N/A	N. BRYAN	St Mary's College Year 6 Summer Transition Tasks	Not Handed In	

Click on the lesson title and the tasks will appear

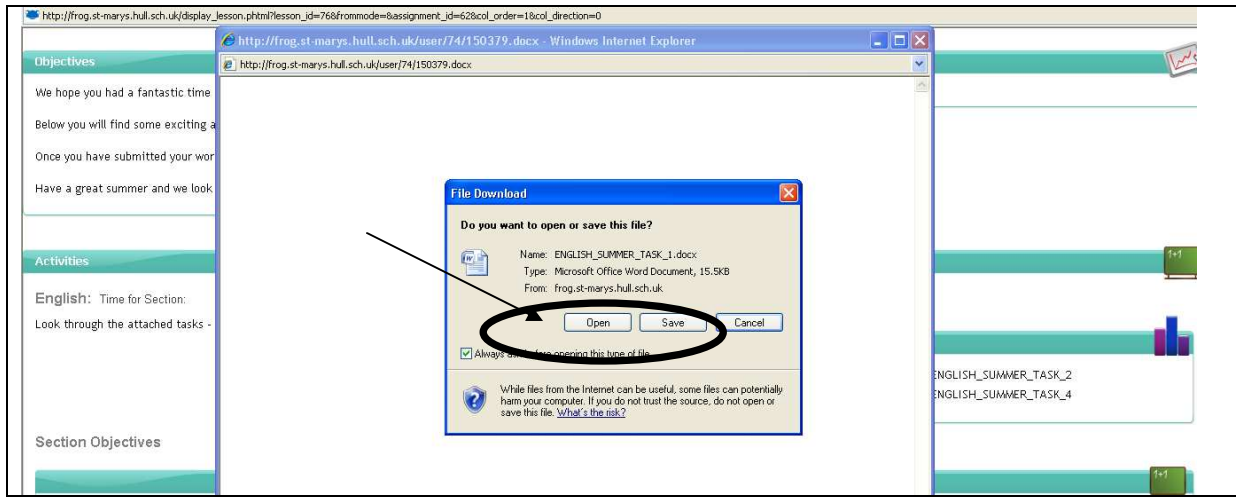
Section Resources

- ENGLISH_SUMMER_TASK_1
- ENGLISH_SUMMER_TASK_2
- ENGLISH_SUMMER_TASK_3
- ENGLISH_SUMMER_TASK_4

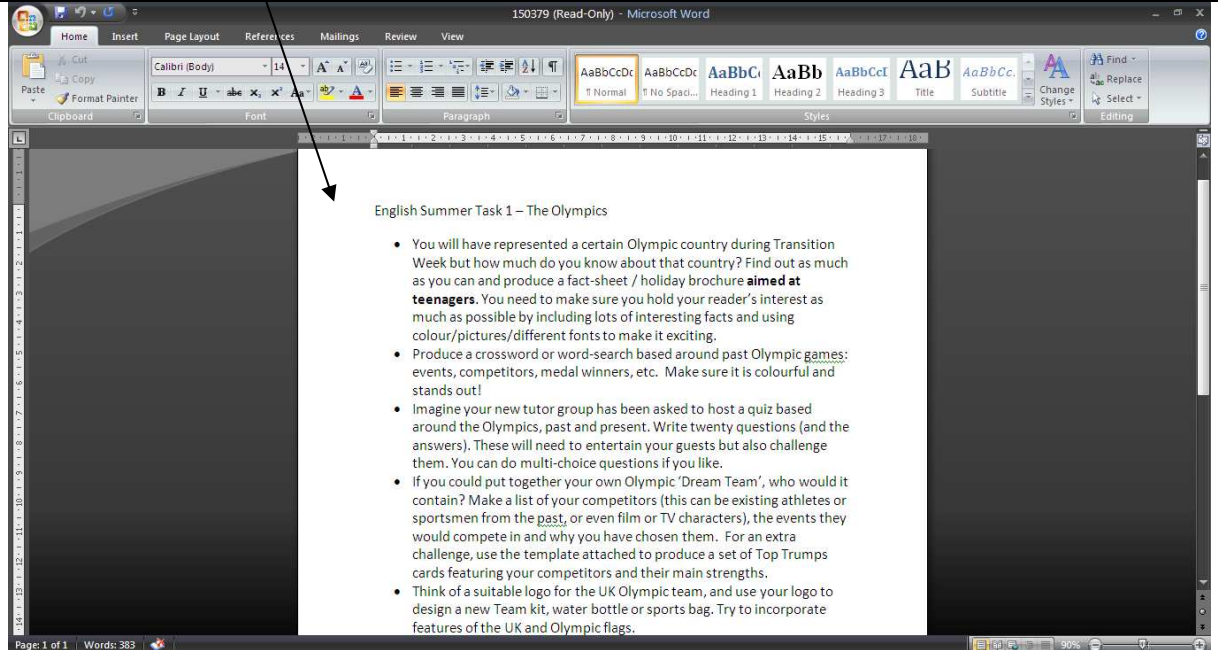
Section Objectives

I Should...	Resources	Evidence	Complete?
Complete one of the English tasks above. Save your completed work into your My E-portfolio. Once you have done that submit it through the hand in link.			<input type="checkbox"/>
Complete one of the English tasks above. Save your completed work into your My E-portfolio. Once you have done that submit it through the hand in link.			<input type="checkbox"/>
Complete one of the English tasks above. Save your completed work into your My E-portfolio. Once you have done that submit it through the hand in link.			<input type="checkbox"/>

Click on the task you wish you complete, the following screen will appear, press open to read

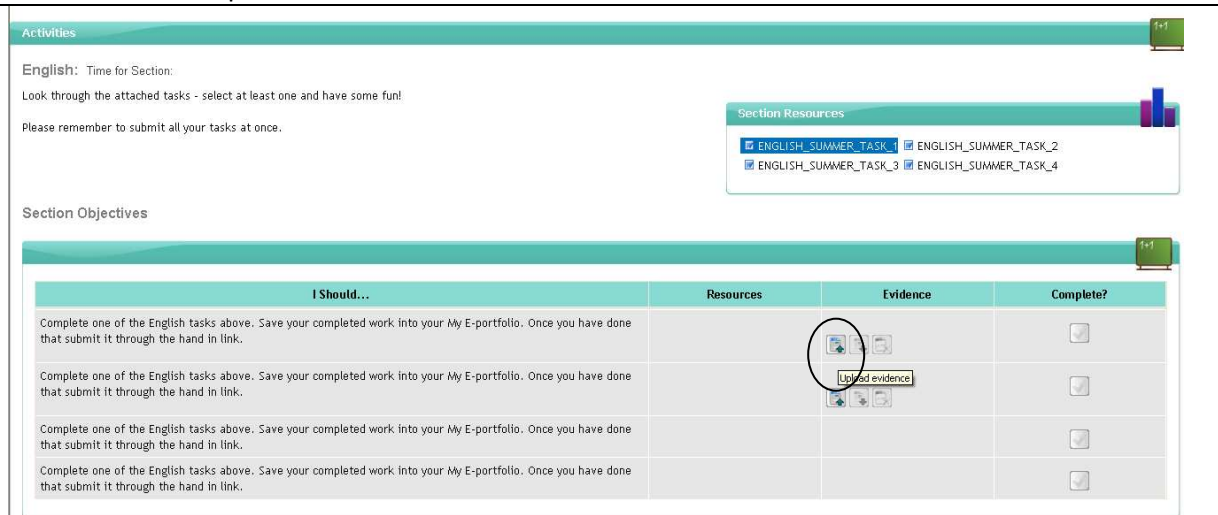


You task will appear

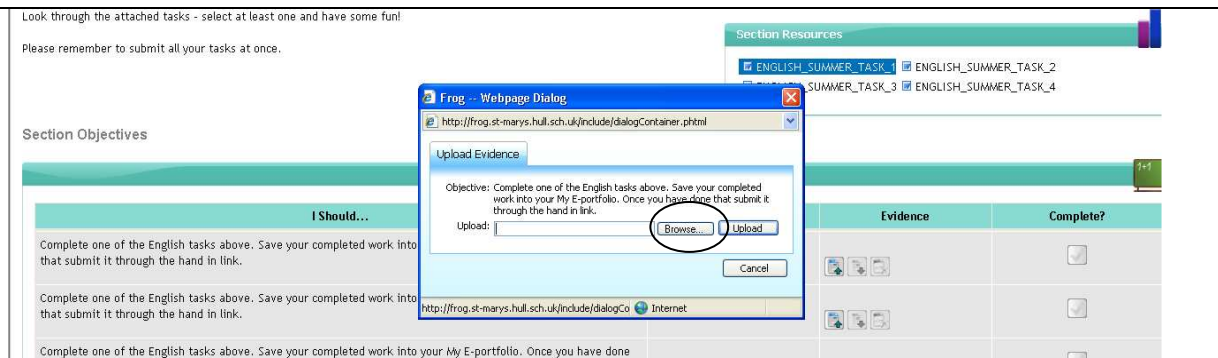


Create a word document and complete the task, save it in to your area on your PC.

Now click on the upload evidence icon



Click on Browse



Find your work in your area and click on it, and press open

Please remember to submit all your tasks at once.

Section Resources

- ENGLISH_SUMMER_TASK_1
- ENGLISH_SUMMER_TASK_2
- SUMMER_TASK_3
- ENGLISH_SUMMER_TASK_4

Section Objectives

I Should...

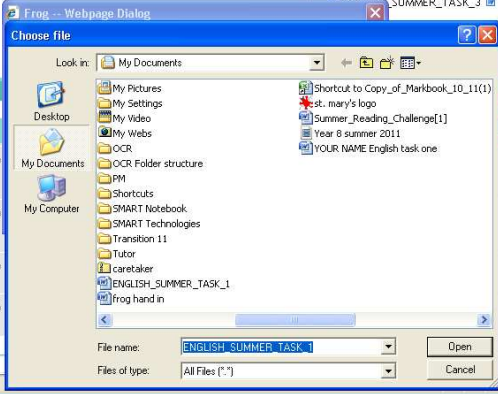
Complete one of the English tasks above. Save your completed work into that submit it through the hand in link.

Complete one of the English tasks above. Save your completed work into that submit it through the hand in link.

Complete one of the English tasks above. Save your completed work into that submit it through the hand in link.

Complete one of the English tasks above. Save your completed work into that submit it through the hand in link.

javascript: upload_evidence(63, 76, 68);



Resources	Evidence	Complete?
		<input type="checkbox"/>
		<input type="checkbox"/>
		<input type="checkbox"/>
		<input type="checkbox"/>

You can now click on the upload work, followed by hand in work

Section Objectives



I Should...

Complete one of the English tasks above. Save your completed work into your My E-portfolio. Once you have done that submit it through the hand in link.

Complete one of the English tasks above. Save your completed work into your My E-portfolio. Once you have done that submit it through the hand in link.

Complete one of the English tasks above. Save your completed work into your My E-portfolio. Once you have done that submit it through the hand in link.

Complete one of the English tasks above. Save your completed work into your My E-portfolio. Once you have done that submit it through the hand in link.

Resources	Evidence	Complete?
	ENGLISH_SUMMER_TASK_1.docx 	<input type="checkbox"/>
		<input type="checkbox"/>
		<input type="checkbox"/>
		<input type="checkbox"/>

Hand In Work Close

These instructions will be in the booklet the students take home over the summer break